



Decorate your hat  
and cut it out






Decorate the bands  
and cut them out




Decorate the bands  
and cut them out

Staple or Glue your bands together to make a long band to fit your head and staple or glue your hat to the front to make your hat.

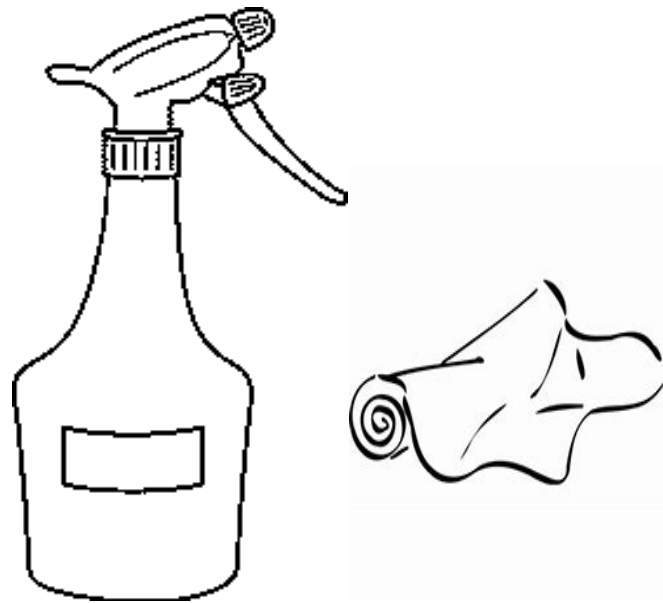




Chef's  
Apron



Order  
Book and Pencil



Cleaning Spray  
and Cloth

Write your name on the top of your apron and cut along the lines. You will need to make holes in the circles to thread your string/ribbon.

Colour in the pockets on the bottom part of the apron and cut along the lines (you will need to make holes in the circles).

Staple or glue the two sheets together and tie string/ribbon through the circles.

